
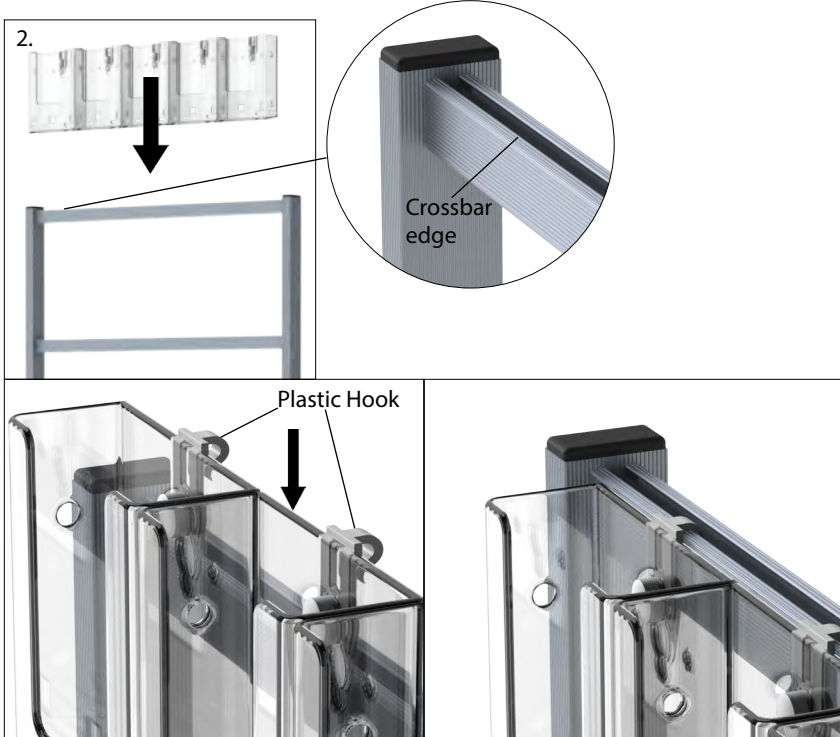



Communication Center SignHolder™ - LFPB Series

1. Slide the uprights of the frame structure over the stand-off sections of the base and fasten the uprights in place using the screws provided.
2. Mount the acrylic holders by place the plastic hook of the acrylic holder over the edge of the crossbars.



LFPB140-S

LFPB216-S